



Meeting Minutes: June 12, 2019

The annual meeting of Northside Education Inc. dba Atlanta Classical Academy was held on June 12, 2019 at 4 p.m. at Atlanta Classical Academy, 3260 Northside Drive, N.W., Atlanta, GA 30327, the Board Chair being in the chair and the Secretary being present.

The Chairman called the meeting to order at 4 p.m. In attendance: Board Chair Matthew Kirby, Cat McAfee, Sean Barry, Karen Evans, Joe Santifer, and Principal Chris Knowles. With the majority of the directors in office in attendance, a quorum was established for the transaction of business.

The board unanimously approved the minutes of the June 7, 2019 special meeting. The board unanimously approved an amended agenda of this meeting.

Community Comments. None.

Chairman's Report. School expects to receive from GADOE and APS the renewal charter agreement approved by GADOE in February, but authorizers have not confirmed the timeline. Chair expects to transition to BoardDocs by beginning of fiscal year, July 2, 2019. Chair will share proposed FY20 board meeting and training schedule prior to August meeting.

Advancement Report. Advancement figures to date in the Dashboard (attached).

Treasurer's Report. *"The Treasure has reviewed the April financial statements as prepared by the Principal, confirmed account balances, and noted no unusual circumstances. May financials forthcoming. Recommend contracting with auditor Brooks McGinnis to audit FY19 financials."* Mr. Sean Barry

Report on Community and Political Engagement. Mr. Santifer reported on school service project at Indian Creek Park.

Principal's Reports. School expects \$30k Georgia safety/security grant early in FY20; Principal commended the faculty and staffs support of the school's first graduation proceedings; most faculty members will train at ACA, some of our teachers are presenting at Hillsdale's training sessions; teachers using Atlas tool to map curriculum to state standards; Principal provided the attached report on academic performance data; Principal reports that school will replace ITBS with NWEA MAP test next year, because it is nationally normed and will also correlate expected performance against Georgia Standards of Excellence. Principal indicated school would provide comprehensive retention report at August meeting that includes trends, reasons for losses (when possible), and demographic composition of those who participated in the FY19 lottery, as privacy and data availability allow.

CONSENT AGENDA. *Motion to approve items on the consent agenda.*

- a. *Motion to receive the Principal's dashboard report which includes enrollment figures and a summary of activities in the Students Services department (Special Education, EL program, and 504s).*
- b. *Motion to receive the Principal's academic reports.*
- c. *Motion to approve the contract with auditor, and authorize Principal to enter the same.*

Moved: Ms. Evans
Second: Mrs. Mr. Barry
Decision: Unanimous approval

UNFINISHED BUSINESS. *Motion to delay vote to amend policy re: sharing of student information until August meeting.*

Moved: Mr. Kirby
Second: Mrs. McAfee
Decision: Unanimous approval

NEW BUSINESS. *The motion is to amend Latin and foreign language curriculum and graduation requirements such that one year of Latin in high school is not a school requirement for graduation; no later than FY21 school year, school would replace Spanish with Latin in Grade 5 and teach Latin as 5-day per week subject in Grades 6th, 7th, and 8th.*

Moved: Mrs. McAfee
Second: Ms. Evans
Decision: Unanimous approval

The motion is to approve the FY20 budget.

Moved: Mr. Barry
Second: Mrs. McAfee
Decision: Unanimous approval

The motion is to elect Mr. John Jett and Mrs. Lisa Woods to the Board of Directors, terms beginning July 1, 2019 and ending June 30, 2022 (additional members may be added prior to the school year).

Moved: Mr. Sean Barry
Second: Ms. Cat McAfee
Decision: Unanimous approval

The motion is to break for five minutes, then enter executive session in accordance with O.C.G.A. § 50-14-3.b.2.

Moved: Mr. Kirby
Second: Mrs. McAfee
Decision: Unanimous approval

At approximately 6:45 p.m., the board recessed. At 6:55 the board convened in executive session. At 8:35 p.m. the Chair reconvened the regular meeting.

The motion is to offer the position of President/Executive Director of Atlanta Classical Academy/Northside Education Inc. to Mr. Matthew Kirby, such offer contingent on a) his resignation as Board Chair and b) the amendment of the employment agreement with Mr. Knowles.

*Motion: Mrs. McAfee
Second: Ms. Evans
Vote: Unanimous approval*

The motion is to hold a regular meeting on July 18, 2019 at 4 p.m. at school.

Moved: Mr. Kirby
Second: Mr. Santifer
Decision: Unanimous approval

At 8:40 p.m., the Chair adjourned the meeting.

Respectfully submitted,

A handwritten signature in blue ink, appearing to read "Matthew Kirby".

Mr. Matthew Kirby, Chair



DASHBOARD
May 31, 2019

Upcoming Meetings & Events

Board Meeting

School Events

7/24-7/25 New Teacher Phonics Training
7/29 Kindergarten Round-up
8/7 Open House
8/8 First Day of School
8/10 Senior Photos/ Cap & Gown Try-on

Year-to-Year Retention (Measured at October FTE Count)

| W/D by Grade | 2014-15 | 2015-16 | 2016-17 | 2017-18 | 2018-2019 |
|--------------|-----------|-----------|-----------|-----------|-----------|
| K | 8 | 3 | 3 | 2 | 0 |
| 1 | 3 | 2 | 4 | 1 | 0 |
| 2 | 4 | 3 | 4 | 3 | 0 |
| 3 | 2 | 3 | 1 | 3 | 1 |
| 4 | 3 | 3 | 7 | 6 | 2 |
| 5 | 5 | 4 | 5 | 7 | 2 |
| 6 | 6 | 2 | 6 | 3 | 0 |
| 7 | 5 | 2 | 7 | 7 | 1 |
| 8 | 12 | 7 | 20 | 12 | 1 |
| 9 | 2 | 6 | 15 | 11 | 5 |
| 10 | | | 13 | 7 | 1 |
| 11 | | | 1 | 5 | 1 |
| 12 | | | | | 0 |
| Total | 50 | 35 | 86 | 67 | 14 |
| FTE Students | 486 | 537 | 592 | 624 | 667 |
| Retention | 89.7% | 93.5% | 85.5% | 89.3% | 97.9% |
| Attrition | 10.3% | 6.5% | 14.5% | 10.7% | 2.1% |

Student Services

| | Due in 18/19 | Completed | Next 30 days |
|------------------------------------|--------------|------------|--------------|
| SST referrals to SPED in progress | 4 | 2 | 2 |
| Annual IEP Reviews | 40 | 37 | 0 |
| 3-year IEP Eligibilities Meetings: | 14 | 14 | 1 |
| Amendment | | 5 | 0 |
| Initial Eligibilities | 7 | 4 | 0 |
| Initial IEP | 3 | 3 | 0 |
| Total | | 63 | 1 |
| SST/RTI | | | |
| Tier 2 Meetings | | 129 | 0 |
| Tier 3 Meetings | | 27 | 0 |
| Total | | 156 | 0 |
| Annual 504 Reviews | 19 | 38 | 0 |
| 3-yr 504 Eligibility | 4 | 4 | 0 |
| New 504 Parent Request | 7 | 7 | 0 |
| Total | | 49 | 0 |
| 504s Closed out | | 4 | |

Enrollment & Lottery

| Grade | ENROLLMENT - SINCE AUGUST 8, 2018 | | | | LOTTERY MARCH 12, 2019 | | | |
|------------|-----------------------------------|-------------|-----------|------------|------------------------|----------------------|------------|------------|
| | Enrolled | Withdrawals | Additions | Open Seats | Wait List (All) | Wait List (Siblings) | Applicants | Preference |
| K | 55 | | | 0 | 194 | 0 | 246 | 23 |
| 1 | 56 | | 1 | 0 | 76 | 1 | 74 | 1 |
| 2 | 56 | | 1 | 0 | 85 | 4 | 78 | 4 |
| 3 | 54 | 1 | | 0 | 76 | 7 | 70 | 7 |
| 4 | 52 | 2 | | 2 | 82 | 5 | 79 | 7 |
| 5 | 54 | 2 | 1 | 0 | 78 | 0 | 77 | 7 |
| 6 | 55 | | | 0 | 109 | 2 | 100 | 9 |
| 7 | 54 | 1 | 1 | 0 | 53 | 2 | 45 | 2 |
| 8 | 54 | 2 | 2 | 0 | 50 | 0 | 50 | 5 |
| 9 | 47 | 7 | 5 | 7 | 52 | 0 | 54 | 3 |
| 10 | 40 | 4 | 5 | 14 | 15 | 0 | 24 | 2 |
| 11 | 47 | 3 | 1 | 8 | 0 | 0 | 13 | 4 |
| 12 | 34 | | | 20 | 0 | 0 | 0 | 0 |
| 658 | 22 | 17 | 51 | 870 | 21 | 910 | 74 | |

378 Families
Data as of 5/25/2019

Attendance

| Charter Metric: | Absent 15 days or more | | Current Year | | Number | % |
|-----------------|------------------------|--------|------------------------|-----------------------|--------|------|
| | Required | Actual | 3-4 unexcused absences | 5+ unexcused absences | | |
| Year 1 | 10% | 7.4% | 92 | 48 | 14.0% | 7.3% |
| Year 2 | 8% | 1.0% | 233 | 25 | 35.4% | 3.8% |
| Year 3 | 6% | 2.7% | | | | |
| Year 4 | 5% | 6.7% | | | | |

Data as of 5/24/2019

| Thanksgiving Week | | | | | | | | |
|-------------------|------|-----|------|-----|------|-----|------|-----|
| | 2014 | | 2015 | | 2016 | | 2017 | |
| | # | % | # | % | # | % | # | % |
| Monday | 44 | 9% | 48 | 9% | 51 | 8% | 37 | 6% |
| Tuesday | 67 | 14% | 85 | 16% | 58 | 10% | 67 | 11% |

Development

| | |
|---|-----------------|
| Cavalier Fund (2018-2019) | |
| Goal | \$225,000 |
| Donations received | \$161,033 |
| Pledges payable before 12/31/2019 | \$4,385 |
| Total committed | \$165,418 |
| To be raised | \$59,582 |
| Participation % | 69.5% |
| On the Shoulders of Giants Capital Campaign | |
| Goal | \$1,300,000 |
| Donations received (includes parent social) | \$1,170,951 |
| Pledges payable before 12/31/2019 | \$62,551 |
| Total committed | \$1,233,502 |
| Allowance for unfulfilled pledges | \$10,500 |
| To be raised (not including donations after 12/31/19) | \$55,998 |
| Total capital donations committed for after 12/31/19 | \$40,000 |
| To be raised (including donations after 12/31/19) | \$15,998 |
| Participation % | 42% |

Data as of 6/5/19

Atlanta Classical Academy

FY20 Budget (Proposed)

July 2019 - June 2020

| | Charter School Fund | General Fund | Capital Fund | Total |
|------------------------------------|---------------------|-------------------|---------------------|-----------------------|
| Revenue | | | | |
| Contributions | | \$ 228,900 | \$ 15,000 | \$ 243,900 |
| Local Funding | \$ 7,955,589 | | | \$ 7,955,589 |
| Miscellaneous Revenue | \$ 9,600 | \$ 221,796 | | \$ 231,396 |
| Total Revenue | \$ 7,965,189 | \$ 450,696 | \$ 15,000 | \$ 8,430,886 |
| Gross Profit | \$ 7,965,189 | \$ 450,696 | \$ 15,000 | \$ 8,430,886 |
| Expenditures | | | | |
| Development | | \$ 109,650 | \$ 850 | \$ 110,500 |
| Educational Media Services | \$ 3,400 | | | \$ 3,400 |
| Food Service Operation | \$ 69,353 | | | \$ 69,353 |
| Instruction | \$4,578,983 | \$ 117,535 | | \$ 4,696,518 |
| Maintenance and Operation of Plant | \$ 382,410 | | | \$ 382,410 |
| Contingency | \$ 395,187 | | | |
| Professional Development | \$ 60,000 | | | \$ 60,000 |
| Pupil Services | \$ 33,984 | \$ 219,700 | | \$ 253,684 |
| School Administration | \$ 1,571,862 | | | \$ 1,571,862 |
| Student Transportation Services | \$ 127,269 | | | \$ 127,269 |
| Support Services - Business | \$ 61,632 | | | \$ 61,632 |
| Total Expenditures | \$ 7,284,081 | \$ 446,884 | \$ 850 | \$ 7,731,816 |
| Net Operating Revenue | \$ 681,108 | \$ 3,812 | \$ 14,150 | \$ 699,070 |
| Other Expenditures | | | | |
| Reconciliation Discrepancies | | | | \$ - |
| Capital Outlays | \$ 30,000 | | \$ 450,000 | \$ 480,000 |
| Debt Service | \$ 565,400 | | | \$ 565,400 |
| Total Other Expenditures | \$ 595,400 | \$ - | \$ 450,000 | \$ 1,045,400 |
| Net Other Revenue | \$ (595,400) | \$ - | \$ (450,000) | \$ (1,045,400) |
| Net Revenue | \$ 85,708 | \$ 3,812 | \$ (435,850) | \$ (346,330) |

* \$450k capital outlay is a one-time charge for which the school raised funds in FY19.

Board approved: June 12, 2019

School Performance Data

Board Presentation - June 2019



ATLANTA
CLASSICAL ACADEMY

In this edition...

- Spring 2019 ITBS Results
- Spring 2019 GA ACCESS for ELLs Results
- Spring 2019 National Latin Exam (NLE) Results
- Spring 2019 PSAT/SAT Results

ITBS Overview

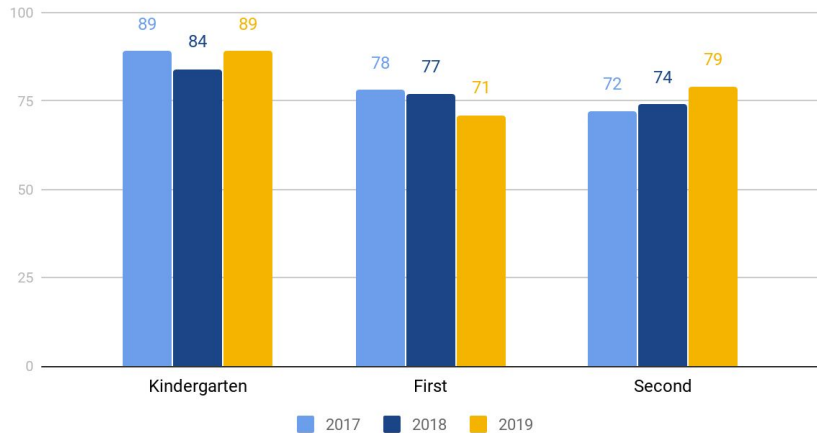
- ITBS is a norm-referenced test, designed to provide information on how well a student performs in comparison to other students roughly the same age and grade across the nation.
- The assessment measures achievement based on national core standards in several key content areas and are administered at each grade level to a representative sample of students from the nation's public and private schools under uniform or standard conditions.
- At ACA, the assessments is administered annually to all students in Kindergarten through eighth grade.

ITBS Overview

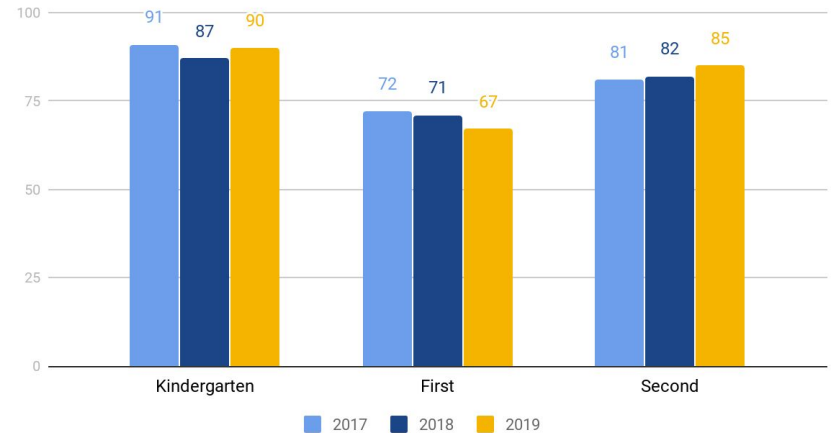
- The following scores are used to measure overall performance ITBS assessment: National Percentile Ranking and Grade Equivalent.
 - **National Percentile Ranking (NPR):** Percentile ranks range from 1 to 99 and are commonly used for reporting norm-referenced test results.
 - A percentile may be interpreted as the percentage of students in a national sample whose scores fall below a given student's ITBS scale score. This report uses the NPR of the average scale score for each grade to compare grade level performance with other students at the same grade or age level.
 - **Grade Equivalent (GE):** National grade equivalent scores compare student performance on grade-level material against the average performance of students at other grade levels on the same material and is reported in terms of grade level and months.

Spring 2019 ITBS Results - Grades K-2

National Percentile Ranking - English Language Arts



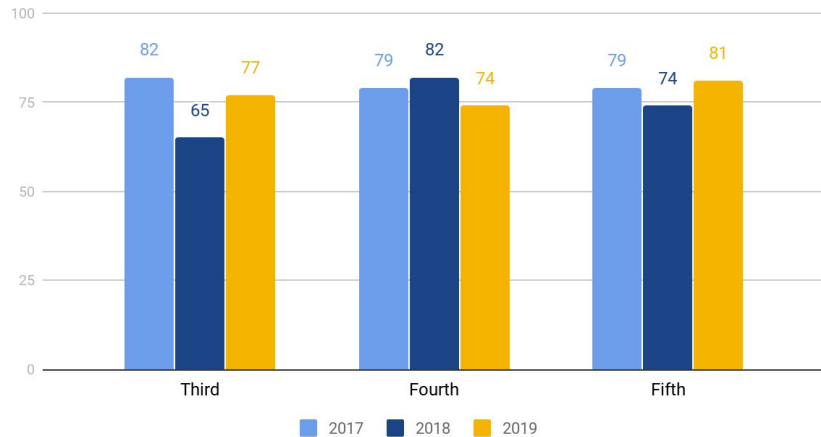
National Percentile Ranking - Mathematics



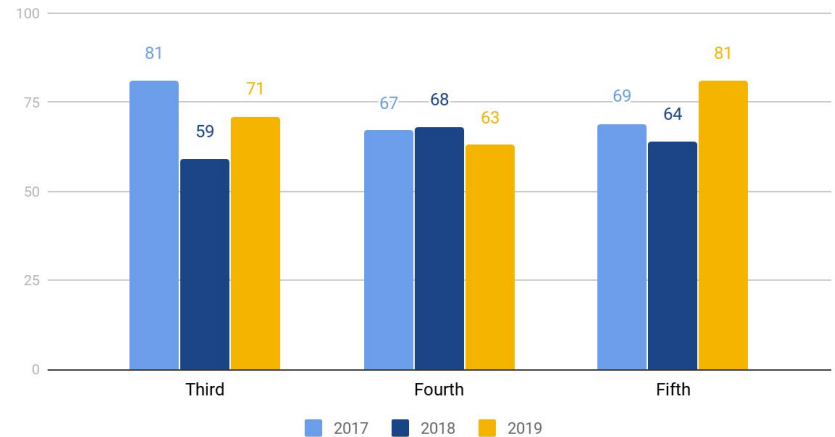
- Students in Grades K-2 on average performed at one grade level above their grade in both **English Language Arts** and **mathematics**.

Spring 2019 ITBS Results - Grades 3-5

National Percentile Ranking - English Language Arts

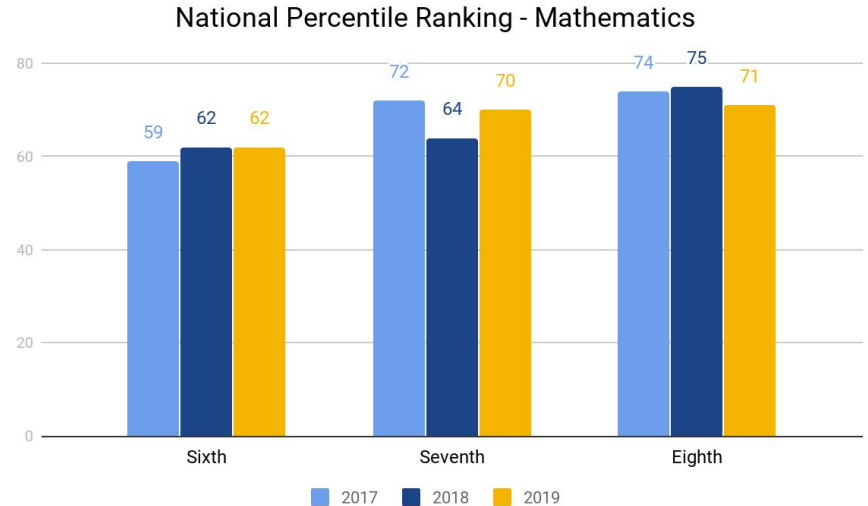
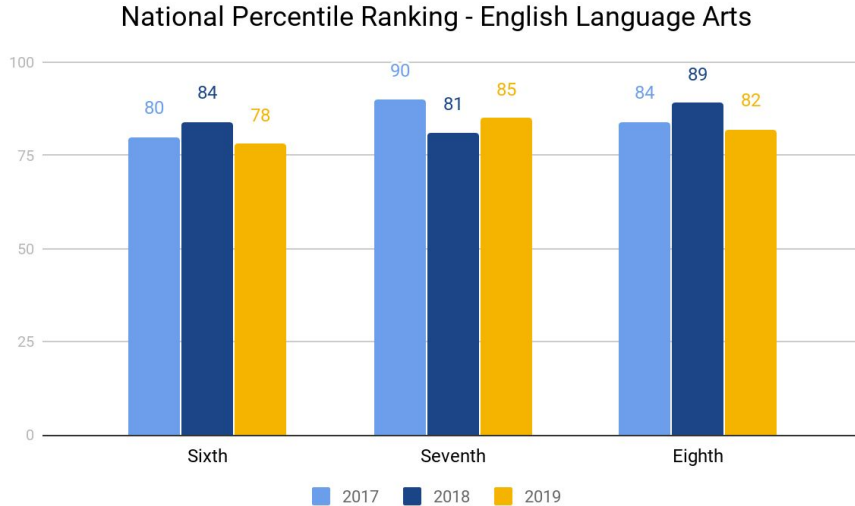


National Percentile Ranking - Mathematics



- Students in Grades 3-5 on average performed at two grade levels above their grade in **English Language Arts**. In **mathematics**, students Grades 3 + 4 on average performed at one grade level above their grade; while students in Grade 5 performed at two grade levels above their grade.

Spring 2019 ITBS Results - Grades 6-8



- In **English Language Arts**, students in Grade 6 on average performed at three grade levels above their grade level; while students in Grades 7 + 8 performed at five grade levels above their grade level. In **mathematics**, students in Grades 6, 7, and 8 on average performed at one, two, and three grade levels, above their grade levels, respectively.

GA ACCESS for ELLs Overview

- ACCESS for ELLs 2.0 is a standards-based, criterion referenced English language proficiency test designed to measure English learners' (in Grades K-12) social and academic proficiency in English.
- It assesses social and instructional English as well as the language associated with language arts, mathematics, science, and social studies within the school context across the four language domains.
- The assessments is used to determine the English language proficiency levels and progress of ELs in the domains of speaking, listening, reading, and writing.

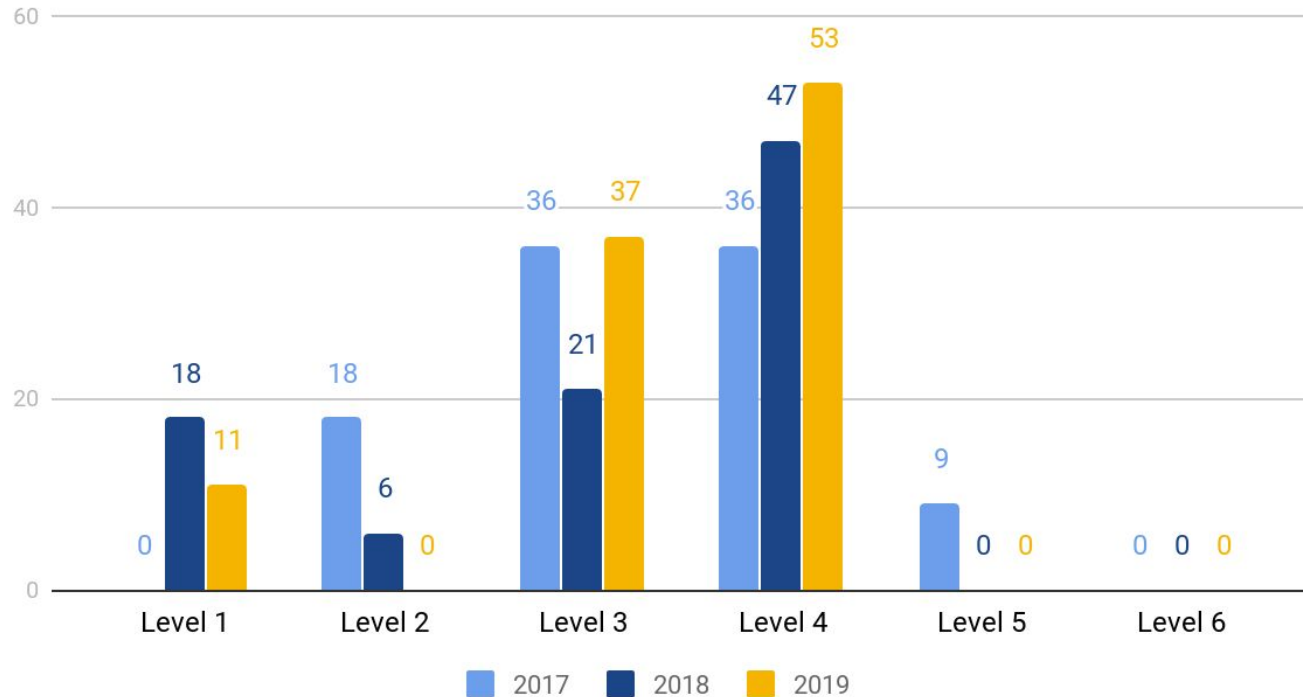
GA ACCESS for ELLs Overview

Students are scored at one of the following proficiency levels:

- **Level 1: Entering** - Student knows and uses minimal social language and minimal academic language with visual and graphic support
- **Level 2: Emerging** - Student knows and uses some social English and general academic language with visual and graphic support
- **Level 3: Developing** - Student knows and uses social English and some specific academic language with visual and graphic support
- **Level 4: Expanding** - Student knows and uses social English and some technical academic language
- **Level 5: Bridging** - Student knows and uses social and academic language working with grade level material
- **Level 6: Reaching** - Student knows and uses social and academic language at the highest level measured by this test

GA ACCESS for ELLs

Percentage of ELL Students Scoring at Each Proficiency Level



National Latin Exam (NLE) Overview

- The National Latin Exam, sponsored by the American Classical League and the National Junior Classical League, is a 40-question, multiple-choice test with a time limit of 45 minutes,
- Administered to students on seven levels: Introduction to Latin, Latin I, Latin II, Latin III, Latin III/IV Prose, Latin III/IV Poetry, and Latin V/VI+. Students are expected to take the exam named for the level of Latin in which they are enrolled.
- Students are awarded/recognized based upon the annual, national average for each separate exam.
- In Spring 2019, the NLE exam was administered to 174 students in Grades 7-12.

National Latin Exam (NLE)

| Level of Exam | Percentage of Students Recognized/Awarded on National Latin Exam | | |
|---------------------------|--|-----------|-----------|
| | 2017 | 2018 | 2019 |
| Intro | 56 | 48 | 57 |
| Latin I | 32 | 95 | 79 |
| Latin II | 58 | 34 | 85 |
| Latin III | - | 65 | 24 |
| Latin III/IV Prose | - | 40 | 69 |
| Overall - ACA | 47 | 57 | 66 |
| Overall - National | 38 | 38 | 38 |

PSAT Overview

- The **PSAT 8/9** is the first in the College Board’s “SAT Suite of Assessments” and is used to establish a starting point in terms of college and career readiness as students transition to high school. It also serves as a way for students to practice for the PSAT 10, the PSAT/NMSQT, and the SAT. The exam is administered to all 9th graders at no cost to our students.
- The **PSAT 8/9** total score range is **240-1440**.
- The total testing time of the PSAT 8/9 is **2 hours and 25 minutes** and includes **120 questions**.

- **The PSAT 10** is also a practice SAT exam designed specifically for sophomores in high school. The exam is aligned to the SAT, and is the same test as the PSAT/NMSQT. However, the the tests are offered at different times in the year and students do not qualify for the National Merit Scholarship program. The exam is administered to all 10th graders at no cost to our students.
- The **PSAT 10** total score range is **320-1520**.
- The total testing time of the PSAT 10 is **2 hours and 45 minutes** and includes **139 questions**.

PSAT 8/9 Spring Administration

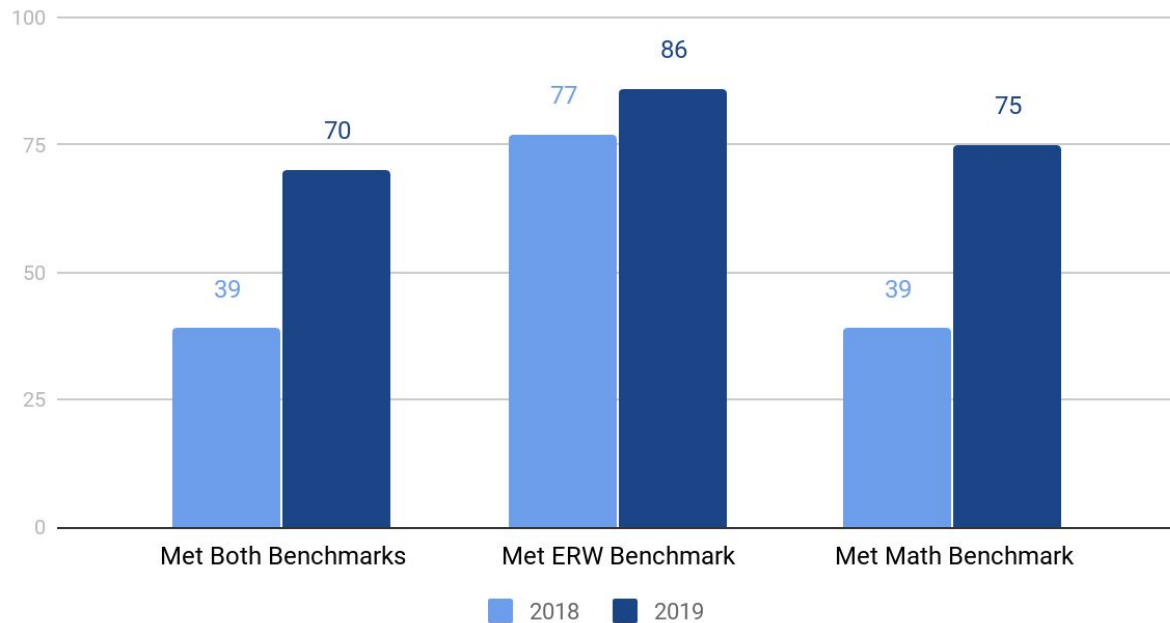
| | Mean Total Score (Range 240-1440) | | | Mean ERW Score (Range 120-720) | | | Mean Math Score (Range 120-720) | | |
|-----------------|--------------------------------------|------|------|-----------------------------------|------|------|------------------------------------|------|------|
| | 2017 | 2018 | 2019 | 2017 | 2018 | 2019 | 2017 | 2018 | 2019 |
| School | 990 | 922 | 1018 | 522 | 482 | 540 | 468 | 440 | 478 |
| District | - | NA | NA | - | NA | NA | - | NA | NA |
| State | - | 946 | 866 | - | 490 | 438 | - | 457 | 427 |
| National | - | 855 | 894 | - | 445 | 451 | - | 440 | 443 |

| | | |
|---|---|---|
| | | |
| School performed at/below both district and state | School outperformed either district and state | School outperformed both district and state |

*Note: Total number of ACA students who took the PSAT 8/9 were 53 (in 2017), 44 (in 2018 and 2019).

PSAT 8/9 Spring Administration

Percent of Students Who Met Benchmarks on PSAT 8/9



*Benchmarks indicate students' college readiness in reading/writing and math; ERW = 410 and Math = 450

PSAT 10 Spring Administration

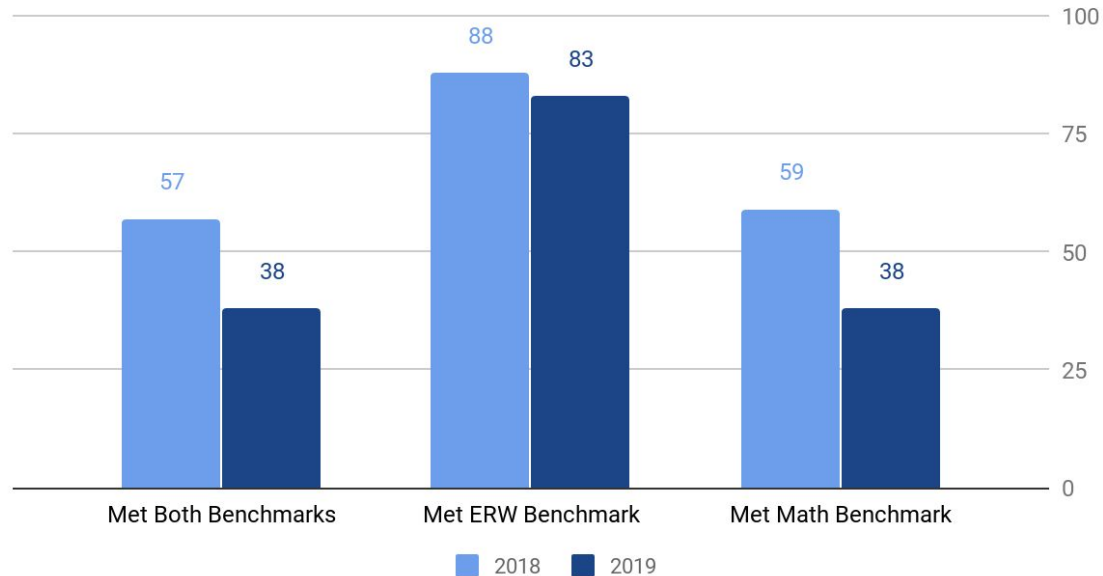
| | Mean Total Score (Range 240-1440) | | | Mean ERW Score (Range 120-720) | | | Mean Math Score (Range 120-720) | | |
|-----------------|--------------------------------------|------|------|-----------------------------------|------|------|------------------------------------|------|------|
| | 2017 | 2018 | 2019 | 2017 | 2018 | 2019 | 2017 | 2018 | 2019 |
| School | 1114 | 1046 | 970 | 579 | 548 | 503 | 535 | 498 | 466 |
| District | - | NA | NA | - | NA | NA | - | NA | NA |
| State | - | 896 | 923 | - | 463 | 473 | - | 434 | 450 |
| National | - | 930 | 935 | - | 470 | 468 | - | 460 | 467 |

| | | |
|---|---|---|
| School performed at/below both district and state | School outperformed either district and state | School outperformed both district and state |
|---|---|---|

*Note: Total number of ACA students who took the PSAT 10 were 42 (in 2017), 49 (in 2018), and 40 (in 2019).

PSAT 10 Spring Administration

Percent of Students Who Met Benchmarks on PSAT 10



*Benchmarks indicate students' college readiness in reading/writing and math; ERW = 430 and Math = 480

SAT Overview

- The SAT is a standardized test administered by the College Board designed to measure a high school student's readiness for college, and provide colleges with one common data point that can be used to compare all applicants. The exam is administered to all 12th graders at no cost to our students.
- The SAT total score range is **400-1600**.
- The exam consists of two sections: **Math** and **Evidence-Based Reading and Writing**. The total testing time of the SAT is **3 hours** and includes **154 questions**.

SAT Spring Administration

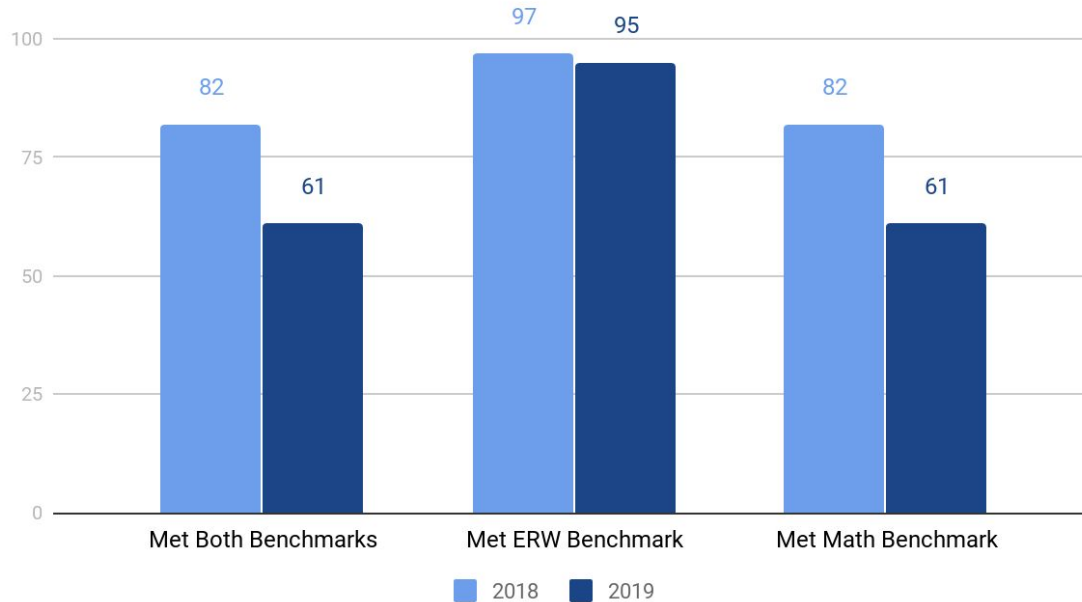
| | Mean Total Score (Range 240-1440) | | Mean ERW Score (Range 120-720) | | Mean Math Score (Range 120-720) | |
|-----------------|--------------------------------------|-------------|-----------------------------------|------------|------------------------------------|------------|
| | 2018 | 2019 | 2018 | 2019 | 2018 | 2019 |
| School | 1246 | 1153 | 641 | 593 | 605 | 560 |
| District | 996 | 928 | 513 | 479 | 484 | 449 |
| State | 1057 | 931 | 536 | 479 | 521 | 452 |
| National | 1140 | 967 | 565 | 489 | 575 | 478 |

| | | | |
|--|---|---|---|
| | School performed at/below both district and state | School outperformed either district and state | School outperformed both district and state |
|--|---|---|---|

*Note: Total number of ACA students who took the SAT were 33 (in 2018), and 44 (in 2019).

SAT Spring Administration

Percent of Students Who Met Benchmarks on the SAT



*Benchmarks indicate students' college readiness in reading/writing and math; ERW = 480 and Math = 530

EXECUTIVE SESSION AFFIDAVIT
(AS REQUIRED UNDER O.C.G.A. § 50-14-4(b))

The undersigned presiding Board Officer of the Atlanta Classical Academy Board of Directors, under oath, hereby states and certifies that at the Board meeting held on June 12, 2019, the following:

- 1) The Board properly entered executive session as permitted by O.C.G.A. § 50-14-3. The only matters discussed during such executive session of its meeting as allowable under O.C.G.A. § 50-14-2 and 50-14-3 were as follows:
 - () To consult and meet with legal counsel pertaining to pending or potential litigation, settlement, claims, administrative proceedings or other judicial actions;
 - () To discuss tax matters which are confidential by state law;
 - () To authorize negotiations to purchase, dispose of, or lease property;
 - () To authorize the ordering of an appraisal related to the acquisition or disposal of real estate;
 - () To enter into a contract to purchase, dispose of or lease property, subject to approval in a subsequent public vote;
 - () To enter into an option to purchase, dispose of, or lease real estate, subject to approval in a subsequent public vote;
 - To discuss the appointment, employment, compensation, hiring, disciplinary action or dismissal or periodic evaluation or rating of a public officer or employee, but not when receiving evidence or hearing argument on charges filed to determine disciplinary action;
 - () To discuss records (or portions thereof) exempt from public inspection or disclosure pursuant to Article 4 of Chapter 18 of Title 50.
- 2) To the best knowledge and belief of the undersigned, no other matters than those of a purely personal and/or nongovernmental nature were discussed during said executive session.
- 3) By executing this affidavit, the undersigned does hereby state that he/she in no way waives any rights granted under the 5th Amendment to the United States Constitution.
- 4) This affidavit is executed solely for the purpose of compliance with the mandate of O.C.G.A. § 50-14-4(b) and shall serve no other purpose.

This 9 day of July, 2019.



PRESIDING OFFICER

SUBSCRIBED AND SWORN TO
before me this 9 day of July, 2019.



Notary Public

My commission expires: 8/23/2020

