

**PLACE  
PICTURE  
HERE**

Name: \_\_\_\_\_ D.O.B.: \_\_\_\_\_

Allergy to: \_\_\_\_\_

Weight: \_\_\_\_\_ lbs. Asthma: [ ] **Yes (higher risk for a severe reaction)** [ ] **No**

**NOTE: Do not depend on antihistamines or inhalers (bronchodilators) to treat a severe reaction. USE EPINEPHRINE.**








**Extremely reactive to the following foods:** \_\_\_\_\_

THEREFORE:

[ ] If checked, give epinephrine immediately for ANY symptoms if the allergen was likely eaten.

[ ] If checked, give epinephrine immediately if the allergen was definitely eaten, even if no symptoms are noted.





FOR ANY OF THE FOLLOWING:  
**SEVERE SYMPTOMS**

 <b>LUNG</b> Short of breath, wheezing, repetitive cough	 <b>HEART</b> Pale, blue, faint, weak pulse, dizzy	 <b>THROAT</b> Tight, hoarse, trouble breathing/swallowing	 <b>MOUTH</b> Significant swelling of the tongue and/or lips
 <b>SKIN</b> Many hives over body, widespread redness	 <b>GUT</b> Repetitive vomiting, severe diarrhea	 <b>OTHER</b> Feeling something bad is about to happen, anxiety, confusion	<b>OR A COMBINATION</b> of symptoms from different body areas.

↓ ↓ ↓

- INJECT EPINEPHRINE IMMEDIATELY.**
- Call 911.** Tell them the child is having anaphylaxis and may need epinephrine when they arrive.
  - Consider giving additional medications following epinephrine:
    - » Antihistamine
    - » Inhaler (bronchodilator) if wheezing
  - Lay the person flat, raise legs and keep warm. If breathing is difficult or they are vomiting, let them sit up or lie on their side.
  - If symptoms do not improve, or symptoms return, more doses of epinephrine can be given about 5 minutes or more after the last dose.
  - Alert emergency contacts.
  - Transport them to ER even if symptoms resolve. Person should remain in ER for at least 4 hours because symptoms may return.

**MILD SYMPTOMS**

 <b>NOSE</b> Itchy/runny nose, sneezing	 <b>MOUTH</b> Itchy mouth	 <b>SKIN</b> A few hives, mild itch	 <b>GUT</b> Mild nausea/discomfort
---	--	--	---

---

**FOR MILD SYMPTOMS FROM MORE THAN ONE SYSTEM AREA, GIVE EPINEPHRINE.**

---

**FOR MILD SYMPTOMS FROM A SINGLE SYSTEM AREA, FOLLOW THE DIRECTIONS BELOW:**

- Antihistamines may be given, if ordered by a healthcare provider.
- Stay with the person; alert emergency contacts.
- Watch closely for changes. If symptoms worsen, give epinephrine.

**MEDICATIONS/DOSES**

Epinephrine Brand: \_\_\_\_\_

Epinephrine Dose: [ ] 0.15 mg IM [ ] 0.3 mg IM

Antihistamine Brand or Generic: \_\_\_\_\_

Antihistamine Dose: \_\_\_\_\_

Other (e.g., inhaler-bronchodilator if wheezing): \_\_\_\_\_

\_\_\_\_\_

PARENT/GUARDIAN AUTHORIZATION SIGNATURE \_\_\_\_\_ DATE \_\_\_\_\_ PHYSICIAN/HCP AUTHORIZATION SIGNATURE \_\_\_\_\_ DATE \_\_\_\_\_

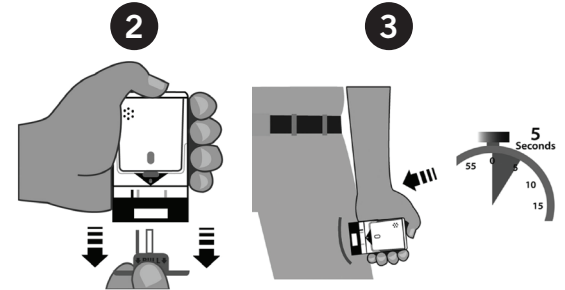
## EPIPEN® (EPINEPHRINE) AUTO-INJECTOR DIRECTIONS

1. Remove the EpiPen Auto-Injector from the plastic carrying case.
2. Pull off the blue safety release cap.
3. Swing and firmly push orange tip against mid-outer thigh.
4. Hold for approximately 10 seconds.
5. Remove and massage the area for 10 seconds.



## AUVI-Q™ (EPINEPHRINE INJECTION, USP) DIRECTIONS

1. Remove the outer case of Auvi-Q. This will automatically activate the voice instructions.
2. Pull off red safety guard.
3. Place black end against mid-outer thigh.
4. Press firmly and hold for 5 seconds.
5. Remove from thigh.



## ADRENACLICK®/ADRENACLICK® GENERIC DIRECTIONS

1. Remove the outer case.
2. Remove grey caps labeled "1" and "2".
3. Place red rounded tip against mid-outer thigh.
4. Press down hard until needle penetrates.
5. Hold for 10 seconds. Remove from thigh.



## OTHER DIRECTIONS/INFORMATION (may self-carry epinephrine, may self-administer epinephrine, etc.):

Treat the person before calling emergency contacts. The first signs of a reaction can be mild, but symptoms can get worse quickly.

### EMERGENCY CONTACTS — CALL 911

RESCUE SQUAD: \_\_\_\_\_

DOCTOR: \_\_\_\_\_ PHONE: \_\_\_\_\_

PARENT/GUARDIAN: \_\_\_\_\_ PHONE: \_\_\_\_\_

### OTHER EMERGENCY CONTACTS

NAME/RELATIONSHIP: \_\_\_\_\_

PHONE: \_\_\_\_\_

NAME/RELATIONSHIP: \_\_\_\_\_

PHONE: \_\_\_\_\_

PARENT/GUARDIAN AUTHORIZATION SIGNATURE

DATE